



Canopy Gas Station

americanlite®

We light your world™



95w / 120w / 130w / 150w



Americanlite® Canopy LED fixtures are built to withstand rugged outdoor environments and operate in all weather conditions while providing bright, reliable light.

The CPG™ luminaires provide a seamless blend of performance, visual comfort and accessory options in an elegant low profile design to enhance the environment in which they occupy.

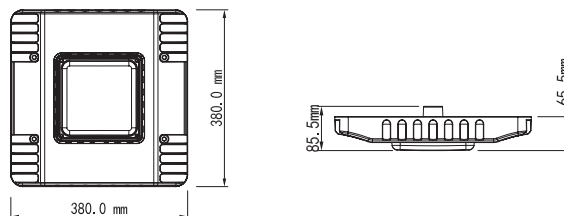
Low profile rugged die-cast aluminum construction and gasketed housing make the CPG™ luminaire virtually impenetrable to contaminants. IP65 rated. Integrated heatsink fins and isolated power supply compartment allows cooler operation and maximum LED operating life.

CPG™ Series die cast aluminum housing, with Duratek™ white finish, a unique polyester powder paint electrostatically applied for lasting durability, allows withstand extreme weather changes without cracking and peeling. Top grade HongLi® SMD2835 Led's, LM80 tested. State of the art UL Sosen®, driver, IP67 1-10v, 120V-277V with 10KV surge protection. Impact resistant IK08 Clear Stripe PC lens provides uniform light distribution. CPG™ fixture can be surface mounted easily from below the canopy deck and can be pendant mounted.

The CPG™ Series provides years of maintenance-free general illumination for outdoor applications. Ideal for gas stations, entrances, parking areas, covered walkways and loading docks.



Dimensions (mm)



Ordering information

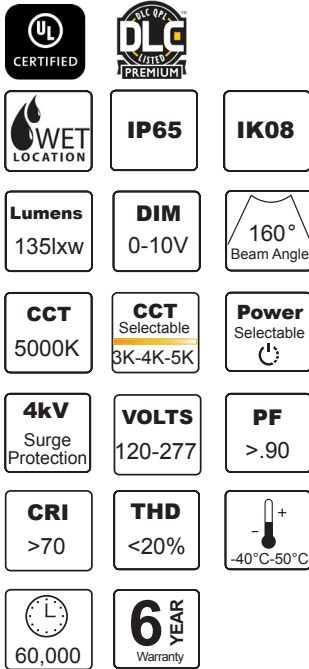

Model	Power	Lumens	CCT	Options
AL674420	95w	12350	Blank 5700K	EM (Emergency back-up remote*)
AL674421	120w	15600	5 5000K	
AL674419	130w	19500	4 4000K	
AL674422	150w	22000		

Notes

- UL, cUL, DLC-V5.1 (Premium certificate)
- 150w = No DLC
- Driver Surge Protection: L/N-PE 10kV, L-N: 6kV
- Lumen Tolerance ± 10%
- BUG: B3-U3-G3
- Color Consistency: <6
- Life time @ Driver CTc@70°C
- Lumen tolerance <10%
- Housing wall thickness: >1.2mm
- Salt chamber test: 168 hours
- *Remote mount emergency pack 15W, for field installation (< 25ft remote mount wire length). Order separately from fixture, code #AL6744-EM, not pre wire.

Packing information

Model	Pieces per master	Box Dimensions (cm)	CBM (Master)	Gross Weight (KG)
95 / 120w / 130w / 150w	1	42.5 x 42 x 12	0.0214	5.52



Americanlite® Parking & Canopy LED fixtures are built to withstand rugged outdoor environments and operate in all weather conditions while providing bright, reliable light.

The BPG™ luminaires provide a seamless blend of performance, visual comfort, and accessory options in an elegant profile design to enhance the environment in which they occupy.

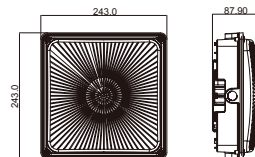
Rugged die-cast aluminum construction and gasketed housing makes the BPG™ luminaire virtually impenetrable to contaminants, Wet location & IP65 rated, and resistant to impact too, with IK08 certification. Integrated heatsink fins and isolated power supply compartment allows cooler operation and maximum LED operating life. Impact resistant prismatic polycarbonate lens provides uniform light distribution. Lumileds® 2835 LED technology and state of the art UL IP54 dimming driver 0-10V, 120-277v with 4KV surge protection. Beam 160° specially designed for parking facilities, optional beam 110° for canopy applications.

BPG™ luminaire gives you more, with optional CCT and Power Selectable, the latest in selectable technology resulting in a versatile fixture, ready for high performance and energy savings. The BPG™ luminaire mounts to a recessed junction box or surface mount with conduit entry points. Can be pendant mounted with NPT pendant stem provided by others.

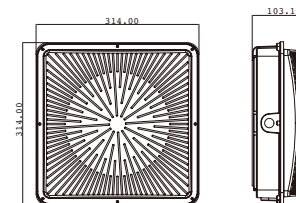
The BPG™ Series provides years of maintenance-free illumination for outdoor applications. Ideal for gas stations, entrances, parking areas, covered walkways, loading docks schools, gymnasiums, and much more.

Dimensions (mm)

35w / 50w / 75w



100w / 120w



Ordering information

Model	Power	Lumens	CCT	Housing Color
AL674440	35w	4725	Blank	5000K
AL674441	50w	6750	57	5700K
AL674442	75w	9450	4	4000K
AL674443	100w	13500	3	3000K
AL674444	120w	16200		

CCT Select / Power Select

Model	Power	Lumens	CCT
AL674445	50w/40w/30w	6750/5400/4050	3K/4K/5K
AL674446	75w/60w/45w	9450/8100/6075	3K/4K/5K
AL674447	120w/96w/72w	16200/12960/9720	3K/4K/5K

Notes

- Lumen Tolerance ± 5%
- Lumens based on 5K
5700K=135 l/w
4000K=135 l/w
3000K=125 l/w
- LIFE @ 65°C (tc)
- SDCM: <7
- BUG:
34w-70w= B2U3G2
100w-120w= B3U3G3

Packing information

Model	Pieces per master	Box Dimensions (cm)	CBM (Master)	Gross Weight (KG)
35w / 50w / 75w	5	49.5 x 27 x 27	0.0360	6.5
100w / 120w	4	45.2 x 34 x 34	0.0520	8.9

45w/60w/75w/90w

CCT & Power Selectable



Americanlite® Canopy LED fixtures are built to withstand rugged outdoor environments and operate in all weather conditions while providing bright, reliable light.

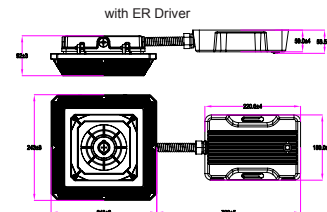
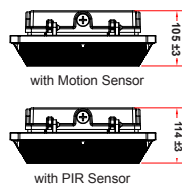
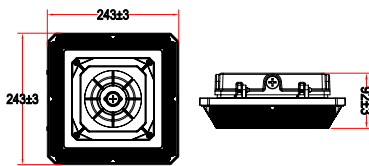
The TPG™ luminaires provide a seamless blend of performance, visual comfort, and accessory options in an elegant profile design to enhance the environment in which they occupy.

Rugged die-cast aluminum construction and gasketed housing makes the TPG™ luminaire virtually impenetrable to contaminants, wet location / IP65 rated, and resistant to impact too, with IK07 certification. Integrated heatsink fins and isolated power supply compartment allows cooler operation and maximum LED operating life. Impact resistant prismatic polycarbonate lens provides uniform light distribution. Lumileds 2835 LED technology and state of the art UL dimming driver 0-10V, 120-277V with up to 6KV surge protection.

TPG™ luminaire gives you more, with optional CCT and Power Selectable, the latest in Microwave and PIR sensors resulting in a versatile fixture, ready for high performance and energy savings. The TPG™ luminaire mounts to a recessed junction box or surface mount with conduit entry points. Can be pendant mounted with NPT pendant stem provided by others.

The TPG™ Series provides years of maintenance-free illumination for outdoor applications. Ideal for gas stations, entrances, parking areas, covered walkways, loading docks schools, gymnasiums, and much more.

Dimensions (mm)



Ordering information

Model	Power	Lumens	CCT	Options
AL674423	45w	6300	Blank	5000K
AL674424	60w	8400	57	5700K
AL674425	75w	10500	4	4000K
AL674426	90w	12600	3	3000K

Options	Description
S1	SPD 10kV (LYSPD10A)
MS	Motion Sensor (HB01DMS)
PR	DC PIR Sensor (HB02DPR)
E1	15w ER driver (BLD-CM20E-480800)

CCT Select / Power Select

Model	Power	Lumens	CCT
AL674427	45w/30w/20w	6300/4200/2800	3K/4K/5K
AL674428	60w/50w/40w	8400/7000/5600	3K/4K/5K
AL674429	75w/60w/40w	10500/8400/5600	3K/4K/5K

AL574327 Remote Control (HB03R)

Notes

- Lumen Tolerance ± 10%
- Lumens based on 5K
5K/57K=140 l/w
4000K=145 l/w
3000K=130 l/w
- Surge Protection:
45w/60w = L/N-PE: 2.5kV, L-N: 2.5kV
75w = L/N-PE: 4kV, L-N: 4kV
90w = L/N-PE: 6kV, L-N: 4kV
- Drivers:
45w/60w = Daermy brand
75w= Becky Brand
90w= Fahold Brand
- Housing wall thickness: >1.2mm
- Salt chamber test: 168 hours
- 100,000 Hours @ <60° TC

Packing information

Model	Pieces per master	Box Dimensions (cm)	CBM (Master)	Gross Weight (KG)
45w / 60w / 75w / 90w	8	54 x 30 x 58	0.09396	19



Warranty

Americanlite® is pleased to provide a 5 year limited warranty covering the LED fixtures on this catalogue. Americanlite® warrants that the LED fixtures comply with Americanlite®'s published specifications and are free from defects in materials and workmanship.

All our equipment is CE, ETL or UL approved and manufactured with approved components. Americanlite® reserves the right to change or improve the design or components of any of its products due to parts availability or changes in standards, without assuming any obligation to modify any product previously manufactured and without notice. All equipment is tested and inspected before shipment.

This warranty is void if the product is operated outside of its normal operating conditions. The foregoing warranty does not apply to failures caused by acts of God or as a result of any abuse, misuse, abnormal use, or use in violation of any applicable standard, code or instructions for use in installations, including, but not limited to, those contained in the Standards for the International Electrotechnical Commission. Americanlite® reserves and has the right to examine failed fixtures to determine the cause of failure, excessive lumen depreciation and patterns of usage.