



LED<sup>®</sup>

# Bollards

americanlite<sup>®</sup>

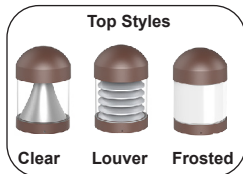

We light your world<sup>™</sup>



## DBL™ Series

24w/19w/14w

CCT & Power Selectable



- 
- 
- 
- Type V**
- IP65**
- IK08**
- LM80**
- LM79**
- Power Selectable**
- CCT Selectable**  
3K-4K-5K
- Lumens up to 140 lxw**
- VOLTS 120-277**
- PF >.90**
- CRI >70**
- 4kV SPD**
- Dim 0-10V**
- THD ≤20%**
- 
- 110,000**
- 
- 5 YEAR Warranty**

Pedestrian spaces have unique requirements that differ significantly from typical parking lot lighting. Low mounting heights make visually comfortable lighting of primary importance, as the brightness associated with most LED luminaires would be highly objectionable in these spaces. These luminaires become sculptures by day, making their design and construction detail just as important as the illumination they provide by night.

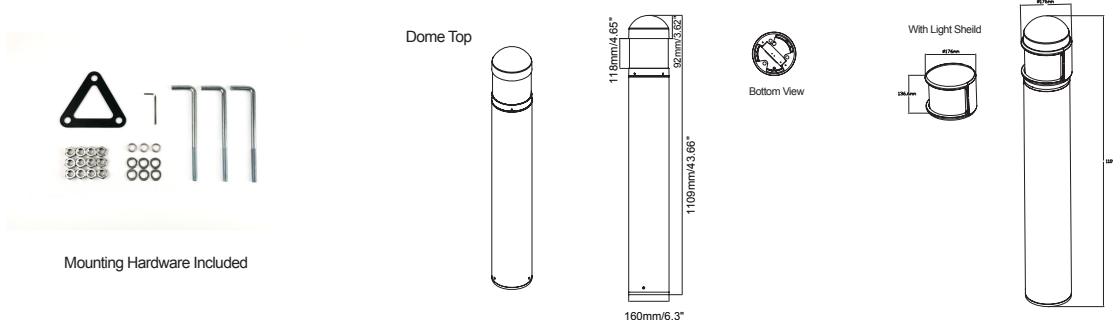
The DBL™ Series LED Bollard is designed to perform the way a bollard should – with zero up light. An optical leap forward, this luminaire will meet the most stringent of lighting codes. The DBL™ Series LED Bollard's rugged construction, durable finish and long-lasting LEDs will provide years of maintenance-free service.

The DBL™ Series LED Bollard offer an architectural style along with 3 top options; Clear, Louver and Frosted.

The DBL™ Series LED Bollard consist of a one-piece 6-inch round extruded aluminum shaft with thick side walls for extreme durability, a high-impact clear acrylic lens and welded top cap. Exterior parts are protected by a zinc-infused super durable thermoset powder coat finish that provides superior resistance to corrosion and weathering for maximum retention of gloss and luster that can withstand the elements without cracking or peeling. Americanlite® Selectable Technology™ allows to choose from 3 different lumen output and CCT's, making the DBL™ Series LED Bollard the most versatile in the market. Anchor bolts with double nuts, washers and circle template ensure stability.

DBL™ Series LED Bollard is ideal for illuminating building entryways, walking paths and pedestrian plazas, as well as any other location requiring a low-mounting-height light source.

### Dimensions



### Ordering information

Model	Power	Type	CCT	Lumens	Options	Accessory
AL577162	24w/19w/14w	Clear	3k/4K/5K	3360/2660/1960	<b>Blank</b> Bronze	AL577172 180° Light Shield
AL577163	24w/19w/14w	Louver	3k/4K/5K	1800/1420/1000	<b>B</b> Black	
AL577164	24w/19w/14w	Frosted	3k/4K/5K	2400/1900/1400	<b>P</b> Photocell <b>EM</b> Emergency Driver	

### Notes

- Lumens Clear = 140 lxw
- Lumens Louver = 75 lxw
- Lumens Frosted = 100 lxw
- Lumen Tolerance = ±10%
- CCT & Power Selectable= Lumens based on 5K
- LED chip = Bridgelux 2835
- Driver Brand = NovBo
- No DLC for Louver / Frosted lens
- Lifespan: 110,000 hours @Case Tc <65°C
- Body = Die casting aluminum 2.0mm thickness
- Paint thickness: 50um
- Lens: UL V1 and anti UV Polycarbonate lens

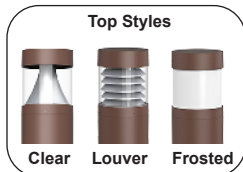
### Packing information

Model	Pieces per master	Box Dimensions (cm)	CBM (Master)	Gross Weight (KG)
Base withTop	1	116 x 21 x 21	0.0511	7.2

## FBL™ Series

24w/19w/14w

CCT & Power Selectable



Pedestrian spaces have unique requirements that differ significantly from typical parking lot lighting. Low mounting heights make visually comfortable lighting of primary importance, as the brightness associated with most LED luminaires would be highly objectionable in these spaces. These luminaires become sculptures by day, making their design and construction detail just as important as the illumination they provide by night.

The FBL™ Series LED Bollard is designed to perform the way a bollard should – with zero up light. An optical leap forward, this luminaire will meet the most stringent of lighting codes. The FBL™ Series LED Bollard's rugged construction, durable finish and long-lasting LEDs will provide years of maintenance-free service.

The FBL™ Series LED Bollard offer an architectural style along with 3 top options; Clear, Louver and Frosted.

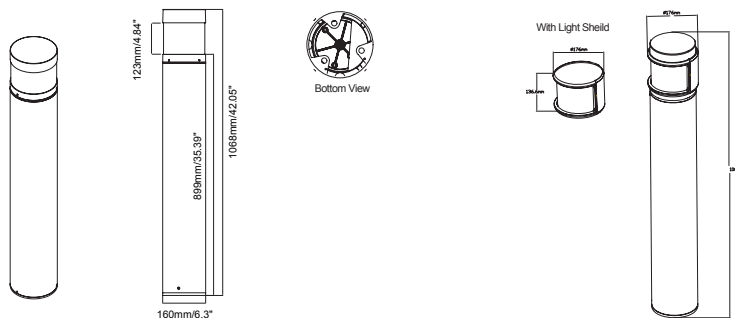
The FBL™ Series LED Bollard consist of a one-piece 6-inch round extruded aluminum shaft with thick side walls for extreme durability, a high-impact clear acrylic lens and welded top cap. Exterior parts are protected by a zinc-infused super durable thermoset powder coat finish that provides superior resistance to corrosion and weathering for maximum retention of gloss and luster that can withstand the elements without cracking or peeling. Americanlite® Selectable Technology™ allows to choose from 3 different lumen output and CCT's, making the FBL™ Series LED Bollard the most versatile in the market. Anchor bolts with double nuts, washers and circle template ensure stability.

FBL™ Series LED Bollard is ideal for illuminating building entryways, walking paths and pedestrian plazas, as well as any other location requiring a low-mounting-height light source.

### Dimensions



Mounting Hardware Included



### Ordering information

Model	Power	Type	CCT	Lumens	Options	Accessory
AL577165	24w/19w/14w	Clear	3k/4K/5K	3360/2660/1960	<b>Blank</b> Bronze	AL577172 180° Light Shield
AL577166	24w/19w/14w	Louver	3k/4K/5K	1800/1420/1000	<b>B</b> Black	
AL577167	24w/19w/14w	Frosted	3k/4K/5K	2400/1900/1400	<b>P</b> Photocell <b>EM</b> Emergency Driver	

### Notes

- Lumens Clear = 140 lxw
- Lumens Louver = 75 lxw
- Lumens Frosted = 100 lxw
- Lumen Tolerance = ±10%
- CCT & Power Selectable= Lumens based on 5K
- LED chip = Bridgelux 2835
- Driver Brand = NovBo
- No DLC for Louver / Frosted lens
- Lifespan: 110,000 hours @Case Tc <65°C
- Body = Die casting aluminum 2.0mm thickness
- Paint thickness: 50um
- Lens: UL V1 and anti UV Polycarbonate lens

### Packing information

Model	Pieces per master	Box Dimensions (cm)	CBM (Master)	Gross Weight (KG)
Base withTop	1	112 x 21 x 21	0.0490	7.2

## CBL™ Series

24w/19w/14w

CCT & Power Selectable



Pedestrian spaces have unique requirements that differ significantly from typical parking lot lighting. Low mounting heights make visually comfortable lighting of primary importance, as the brightness associated with most LED luminaires would be highly objectionable in these spaces. These luminaires become sculptures by day, making their design and construction detail just as important as the illumination they provide by night.

The CBL™ Series LED Bollard is designed to perform the way a bollard should – with zero up light. An optical leap forward, this luminaire will meet the most stringent of lighting codes. The CBL™ Series LED Bollard's rugged construction, durable finish and long-lasting LEDs will provide years of maintenance-free service.

The CBL™ Series LED Bollard offer an architectural style along with 2 top options; Y Shape, and Mushroom.

The CBL™ Series LED Bollard consist of a one-piece 6-inch round extruded aluminum shaft with thick side walls for extreme durability, a high-impact clear acrylic lens and welded top cap. Exterior parts are protected by a zinc-infused super durable thermoset powder coat finish that provides superior resistance to corrosion and weathering for maximum retention of gloss and luster that can withstand the elements without cracking or peeling. Americanlite® Selectable Technology™ allows to choose from 3 different lumen output and CCT's, making the CBL™ Series LED Bollard the most versatile in the market. Anchor bolts with double nuts, washers and circle template ensure stability.

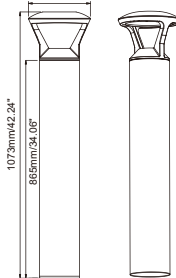
CBL™ Series LED Bollard is ideal for illuminating building entryways, walking paths and pedestrian plazas, as well as any other location requiring a low-mounting-height light source.

### Dimensions

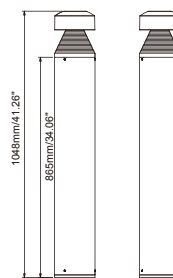


Mounting Hardware Included

Ø248mm/9.76"



Y Shape



Mushroom

### Ordering information

Model	Power	Type	CCT	Lumens	Options
AL577168	24w/19w/14w	Y Shape	3k/4K/5K	3000/2375/1750	<b>Blank</b> Bronze
AL577169	24w/19w/14w	Mushroom	3k/4K/5K	2880/2280/1680	<b>B</b> Black <b>P</b> Photocell <b>EM</b> Emergency Driver

### Notes

- Y Shape= 125 lxw
- Mushroom = 120 lxw
- Lumen Tolerance = ±10%
- CCT & Power Selectable= Lumens based on 5K
- LED chip = Bridgelux 2835
- Driver Brand = NovBo
- Lifespan: 110,000 hours @Case Tc <65°C
- Body = Die casting aluminum 2.0mm thickness
- Paint thickness: 50um
- Lens: UL V1 and anti UV Polycarbonate lens

### Packing information

Model	Pieces per master	Box Dimensions (cm)	CBM (Master)	Gross Weight (KG)
Y Shape Base with Top	1	113.5 x 30 x 30	0.1220	8.2
Mushroom Base with Top	1	112 x 21 x 21	0.0490	7.2



## Warranty

Americanlite® is pleased to provide a 5 year limited warranty covering the LED fixtures on this catalogue. Americanlite® warrants that the LED fixtures comply with Americanlite®'s published specifications and are free from defects in materials and workmanship.

All our equipment is CE, ETL or UL approved and manufactured with approved components. Americanlite® reserves the right to change or improve the design or components of any of its products due to parts availability or changes in standards, without assuming any obligation to modify any product previously manufactured and without notice. All equipment is tested and inspected before shipment.

This warranty is void if the product is operated outside of its normal operating conditions. The foregoing warranty does not apply to failures caused by acts of God or as a result of any abuse, misuse, abnormal use, or use in violation of any applicable standard, code or instructions for use in installations, including, but not limited to, those contained in the Standards for the International Electro technical Commission. Americanlite® reserves and has the right to examine failed fixtures to determine the cause of failure, excessive lumen depreciation and patterns of usage.